








What should I already know?

- Children know about similarities and differences in relation to places, objects, materials and living things. They talk about the features of their own immediate environment and how environments might vary from one another. They make observations of animals and plants and explain why some things occur, and talk about changes.

History Skills:

- To describe an artefact.
- To use every day words and phrases to describe an artefact
- How to describe whether an object is new or old.
- To identify similarities and differences between old toys and new toys.
- To sort objects in different ways.

Key Vocabulary and Definitions:

 Toy	An object for a child to play with.
 Past	Something that has gone by in time. It has already happened.
Present	Something that is existing or happening now.
 Old	Something that belongs to the past. The opposite of new.
 New	Something that can be used for the first time or not existing before.
 Artefact	An old object made by a human.
 Similarities	Something that is the same.
 Differences	Something that is not the same as another.

Teaching Sequence

1. Toys Today: To be able to explore toys from the present.
2. Toys Today: To be able to talk about my favourite toy.
3. Early 20th Century Toys: To be able to describe toys from the present.
4. Victorian Toys: To be able to describe toys from the past.
5. Important Changes: To be able to talk about the differences between toys past and present.