

25th September 2020

Dear Parents and Carers,

Term One Week Three Homework

Your homework this week has two parts to it. The first part is to cut out and make your own penguin and take a photo of it. The second part is to login into Purple Mash and attach a file of the photo to a 2Email. Your child's login details have been stuck inside their blue Reading Records. If you have any difficulties with this please ask your child's class teacher.

What is Purple Mash?

Purple Mash is a comprehensive suite of online learning tools and content, designed to be used by Primary aged children in the classroom and at home.

Find out more here: <https://2simple.com/parents>

What should you do first?

To begin with, it's a good idea to log in to Purple Mash with your child.

We suggest the following:

-Familiarising yourself with the menu icons.



What is available to do on Purple Mash?

Some activities in Purple Mash have a **different hand-in procedure**. Quizzes, games and tests will automatically be handed in once completed. Their teacher is notified of this and can view scores and other relevant information about how well each child got on with the task. The examples below show the end of a spelling quiz and how it appears in the 2Do menu once it has been completed. It has an automatically generated hand-in comment and the child can open their work if they want to check what they have done.



Your child needn't worry about where to save their work when they complete a 2Do, it is stored in a temporary folder for their teacher to access, view and comment on work for the class collectively. When the teacher has finished checking all children's work, they will "close" the 2Do and each pupil's work gets sent to their Work folder, in a sub-folder named 'Done 2Dos'.

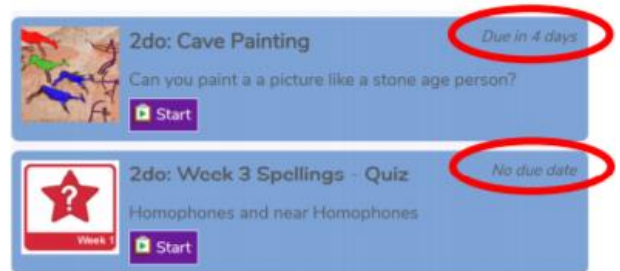


2Do's: Parent guide



Your child's teacher will often set tasks as a '2Do' to be completed. These are activities and tasks which your child can access either via the notification bell or by clicking the red 2Do icon at the top of the screen.

2Dos can have a 'due by' date (specified by the teacher) which you will be able to see in the 2Do menu. After the due by date has passed, your child will not be able to complete or hand in their work if they haven't already done so. Contact your child's teacher if they need an extension on the due date.





There are a variety of activity types in Purple Mash for children to complete. Many of them require children to create things like pictures, written work, posters or design games etc. If these activities are set as 2Do for your child, when they start it, they can stop at any point and return to the 2Do menu and complete another time using the 'continue work' button. Once they are happy they are finished with their work, they can 'hand in'. When they do this, they are prompted to leave their teacher a comment as to how well they got on. If they wish, they can record a voice message for their teacher to listen to, by selecting the red circle.



Purple Mash email: a parent's guide

2Email is a completely internal email system and your child cannot get email from outside of Purple Mash. It has been developed to provide a safe environment for children to learn about email. It has various settings that the teacher controls for safeguarding purposes.



If your child receives an email, then they will have an Alert (bell icon) on their Purple Mash home screen.

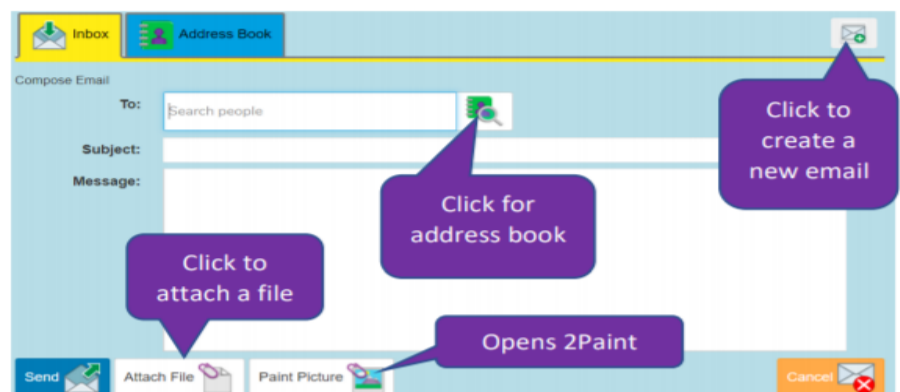
If pupil to teacher email is activated: In this case your child can email their class teacher directly via Purple Mash

To send email, click the address book icon at the end of the To: box

If your child receives an email they are concerned about, then they can click the "Report to teacher" button and it will be removed from their inbox and sent to the teacher.

Report to teacher

The teacher can send attachments in an email and if this is a piece of work to do, then your child will need to download the attachment, open it, complete it and save it. They will be able to send an email back to the teacher and attach the work.



Thank you for your continued support,

The Year One Team – Mr Bowers, Mrs Mansi, Miss Quinn and Mrs Hughes.